



# MorphoAccess™ 500 Series

## *Configuration Application User Guide*

Produced by SAGEM Défense Sécurité

Copyright ©2006 SAGEM Défense Sécurité

[www.sagem-ds.com](http://www.sagem-ds.com)



## Table of content

<b>INTRODUCTION</b>	<b>5</b>
<b>LAUNCHING THE CONFIGURATION APPLICATION</b>	<b>6</b>
<b>MAIN MENU PRESENTATION</b>	<b>7</b>
<b>PARAMETER'S MODIFICATION</b>	<b>8</b>
FILE SELECTION	8
SECTION SELECTION	9
PARAMETER LIST	10
PARAMETER VISUALIZATION	11
PARAMETER EDITION	12
<b>PASSWORD MODIFICATION</b>	<b>13</b>
<b>APPLICATION VERSION</b>	<b>14</b>



## INTRODUCTION

---

MorphoAccess™ parameters are stored into files organized into sections and values.

Each section corresponds to a given functionality described by various parameters.

For example a file named “app.cfg” contains all the parameters defining the main application settings.

```
[bio ctrl]
identification=1
nb attempts=2
...
[log file]
enabled=1
...
```

Each file is coupled to a “type file” defining the parameter type.

```
[bio ctrl]
identification=bool
nb attempts=RANGE(1,2)
...
[log file]
enabled=bool
...
```

There are two main ways to modify a parameter:

- Directly on the terminal using the *Configuration Application*.
- Remotely through Ethernet or Serial link with a client application.

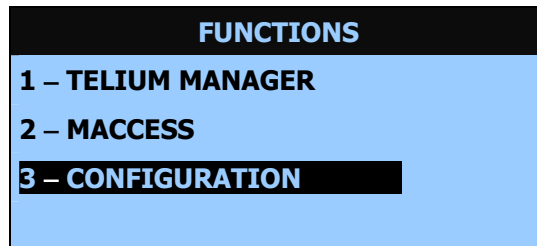
This document details how to use the *Configuration Application*.

## LAUNCHING THE CONFIGURATION APPLICATION

The *Configuration Application* is launched from the *application selection* menu.

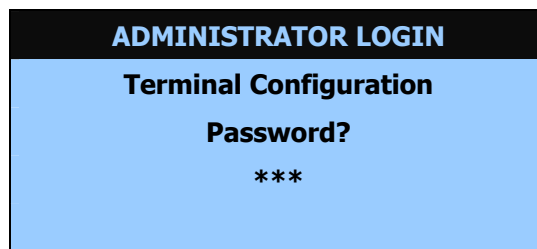
You must exit a possible running application to display the *application selection* menu.

Select **CONFIGURATION** to start the application.

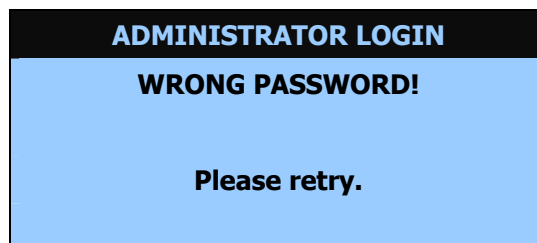


The application requires first the *Terminal Configuration Password*.

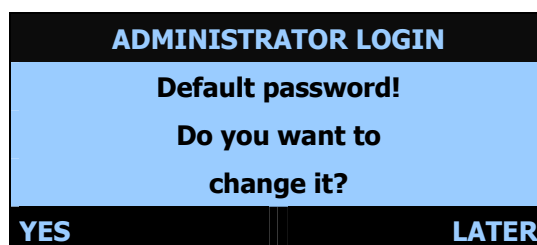
By default *Terminal Configuration Password* is "12345".



If password is invalid another attempt is possible.



If the Administrator uses the default password it is possible to change it immediately.



Please refer to [Password Modification](#) chapter to change the *Terminal Configuration Password*.

## MAIN MENU PRESENTATION

---

The Main Menu offers three items:



"1 - Configuration..." allows modifying parameters stored in configuration disk.


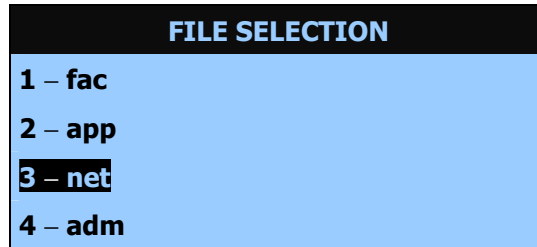
"2 - More..." allows changing the *Terminal Configuration Password*.

"3 - Quit" leaves the application.


## PARAMETER'S MODIFICATION


### File Selection


A main menu allows selecting the file to modify.



Keys  and  allow browsing the file list.

Key  will return to [Main Menu](#).

Key  will select a file.

Key  will quit the application.

















